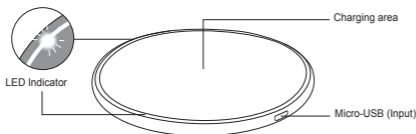


QP0A
Wireless Charging Pad
Instruction Manual



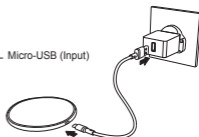
Read the instruction manual thoroughly before use.
Keep the manual for future reference.

GB

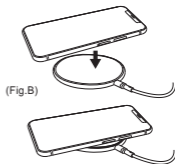


Charging your wireless device

1. Connect the QP0A to a power adapter (not included) with the included Micro-USB cable. The LED indicator flashes once when it is correctly connected. (Fig. A)
2. Place your Qi-compatible mobile device on the wireless charger. Charging will start when the charging coil of both the Qi device and the charging pad are aligned. The LED indicator flashes when it starts charging the device. (Fig. B)
3. Remove the mobile devices from the wireless charger once it is fully charged.



(Fig.A)



(Fig.B)

Charging status / LED indicators

Charging Condition	LED Indicator
Standby	Green Flashes Once
Charging	Green Flashing
Fully charged	Green LED On
Abnormal condition	Red LED On

Usage tips

- For the wireless charging to function properly, make sure the center of the mobile device is aligned over the center of the wireless charger.
- Wireless charging may not work properly if the case of the mobile device is thicker than 5mm. Remove it before charging.
- If the indicator light does not work properly, disconnect the wireless charger from the power source and reconnect it.

Specifications

- Input: DC 5V / 2A , 9V / 1.67A
- Output: Max. 10W
- Operating temperature: 0 °C (32 °F) to 30 °C (86 °F)
- Protection: Foreign body detection, over current, short circuit, over temperature, over voltage
- Dimensions: Ø101 x 6.8 mm
- Weight: 58g
- The LED indicator turns red under abnormal conditions.

Safety information

Please read below safety notes carefully before use to avoid any personal injury and property damage caused by improper use of the product. Any warranty claims or returns caused by misuses will not be accepted.

- Do not place any magnetic strip card, such as credit card or phone card, and also passports and boarding pass on or near the wireless charger. It may result in demaging in both the cards and the wireless charger.
- Do not place any object with conductive materials, such as metallic object or magnets, on the wireless charger when it is connected to power source.
- The magnetic field from the product may affect medical implants. Keep a distance of at least 20 cm.
- Keep the product away from heat sources, direct sunlight, combustible gas, humidity and liquids.
- This device is not suitable for use by persons (including children) with reduced physical, sensory or mental capacities unless they are assisted by a person who is responsible for their safety. Children must be under the supervision of an adult when using, cleaning or maintaining the device.
- Do not attempt to repair, disassemble or destroy the product in any way.
- Do not operate a wet or otherwise damaged product.
- Unplug the product before storage or cleaning.
- Immediately stop using the product if you find it rapidly increasing in temperature, emitting odor, deformed, abraded, or if it is showing an abnormal condition.



Do not dispose of electrical appliances as unsorted municipal waste, use separate collection facilities. Contact your local government for information regarding the collection systems available. If electrical appliances are disposed of in landfills or dumps, hazardous substances can leak into the groundwater and get into the food chain, damaging your health and well-being.